



## Summer Holidays Assignment (2023-2024) Class V

A sip of lemonade and cool breeze  
Just play, work and relax at ease.

Summer vacations are at our doorsteps.  
It's time to mark your footsteps.  
With immense learning and unimaginable fun,  
Come on, let's gear up children.



### Dear Students and Parents

It's summertime when faces light up with smiles.

It's time for the children to play, relax and enjoy as summer vacation is the time they eagerly await for. Also, this is the time to unlock the days creatively making the most while at home. Along with the break, come many opportunities for your child to share new discoveries in reading, baking, gardening, painting, drawing and even composing their own songs or taking up any hobby.

Here are the ways by which you can make the holidays fun and meaningful at the same time :

- Provide your child with some quiet reading time. Set aside fifteen or twenty minutes each day for your child to relax and curl up with a good book.
- Ask your child to help you in doing small household chores like cleaning the cupboards, watering the plants, making the bed, serving meals. Helping in the kitchen can be fun too.
- Don't let them become a couch potato!! **REDUCE SCREEN TIME.** Instead make them play interesting games like Scrabble, Pictionary, Chess etc.
- Encourage them to exercise or take up a sport and be fit.
- Take them to parks where they can spend time observing the wonders of blooming of flowers, sprouting of new leaves, rising or setting of the sun, flock of birds taking off or coming back to roost etc

As the school announces the summer break, we want to ensure that the children have a constructive vacation. With this thought some holidays' homework is being given which will keep the child active and observant. The work can easily be done by the students with a little assistance, only when required.

Follow the guidelines given by teachers to complete specific activities.



## English

"Reading makes you smart and knowledgeable."

Read the following stories in The English Treasure :

- 1) The Great Flood
- 2) Three Questions
- 3) Frogs in the Fountain
- 4) The Naughty Boy
- 5) The Little Mermaid

● Do the following in the book - The English Treasure :

☆ Similes (page 42 )

☆ Vocabulary (page 33 and 55)

☆ Write a Letter to Your Mother (page 127)

● Read lesson - Down the Rabbit Hole in your Skylark Reader . Learn question-answers and new -words in it. Watch the movie - Alice in the Wonderland using the link given below :

<https://youtu.be/Oc7WuYfGbrA>

● Read English newspaper every day.

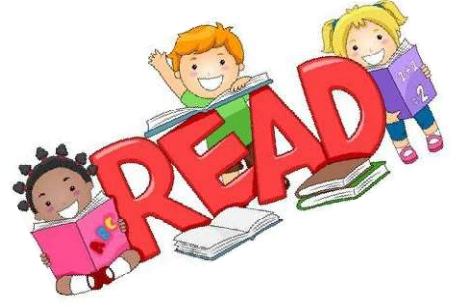
Try to grasp new words and build your vocabulary. (Keep a dictionary handy to look for the meaning of a new word.)

- Do pages 2 -25 in your cursive handwriting book - Write Well.
- Revise all work done till date in books and notebook.

## Hindi

### **1 लेखन कार्य:-**

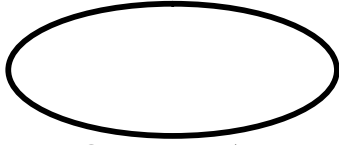
- (क) सुलेख पुस्तिका पृष्ठ20 तक पूर्ण करें ।
- (ख) कक्षा में करवाए गए कार्य को याद करें ।
- (ग ) नियमित रूप से समाचार-पत्र और बाल – पत्रिकाएँ पढ़ें ।



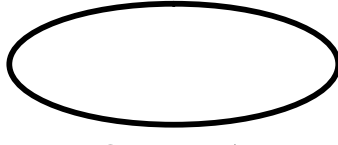
(घ) नीचे दी गई हिंदी की लेखन-पत्रिका को हिंदी की नोटबुक (notebook) में करें-

प्रश्न 1 निम्न शब्दों को अलग - अलग स्थानों में लिखो -


पेंसिल, पंखा, गीता, हिमालय, भालू, सुंदरता, यमुना, पहाड़, दिल्ली, ताजमहल, सच्चाई, मेहनत, लड़का, कुरसी, आगरा, किताब, लालकिला, उदासी, प्याला, सचिन, क्रोध, माधव, पुस्तक, बुढ़ापा



व्यक्ति वाचक संज्ञा



जाति वाचक संज्ञा



भाववाचक संज्ञा

प्रश्न 2 सर्वनाम शब्दों पर गोला लगाइए -

- १ मैं आज घर लौट रहा हूँ।
- २ वह मेरा भाई है।
- ३ यह किसका है ?
- ४ उसके दोस्तों से मैं बात करता हूँ।
- ५ सुनीता आप से कुछ कहना चाहती है।
- ६ उन्होंने सारी बात सेठ जी को बता दी।
- ७ हमें अपना काम स्वयं करना चाहिए।



प्रश्न 3 उचित सर्वनाम शब्द लिखो -

- १ \_\_\_\_\_ कल मेरे घर आएगा। (वह/उसका)
- २ \_\_\_\_\_ कल खुद बीज बोएगा। (वह /हमारा)
- ३ यह \_\_\_\_\_ सहेली है। (मेरी/ मैं )
- ४ \_\_\_\_\_ अपने माता - पिता की बात माननी चाहिए। (तुम/हमें)
- ५ \_\_\_\_\_ अपना काम करने दो। (मुझे/हमें)
- ६ \_\_\_\_\_ बहुत शरारत करते हो। (तुम/मैं)



रचनात्मक कार्य -

- नोट- नीचे दिए गए कार्य को अपने रोल नंबर के अनुसार करें।
- ए- ३ साइज शीट पर।

रोलनंबर	
1-10	बाढ़ में फँसे लोगों को बचाते हुए एक चित्र बनाओ और स्लोगन लिखो।
11-20	संगीत में प्रयोग किये जाने वाले विभिन्न वाद्य यंत्रों के चित्र चिपकाकर या बनाकर नाम लिखो।
21-30	जल संरक्षण हेतु पोस्टर बनाओ।
31से अंत तक	' भारत देश ' विषय पर एक सचित्र कविता लिखो।

## Mathematics

1. Revise the syllabus covered so far.  
Complete the related pages of Magical Maths book.
2. Take a separate notebook and do the following work-
  - (a) Do all the examples given in the Chapters-1, 2, 3
  - (b) Learn and write tables 12 to 20. Recite tables to your parents daily.



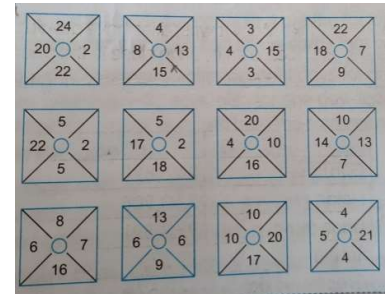
### Project Work-

- i) Roll no (1 to 15)

On an A4 sheet, write the pin codes of 8 major cities of India. Also write their population. Decorate the sheet appropriately.

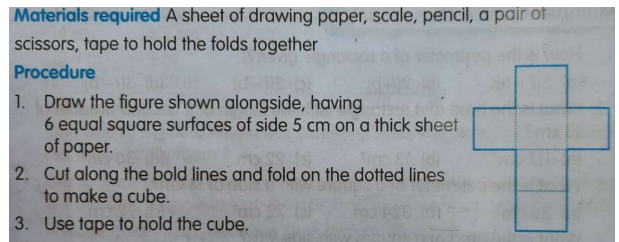
- ii) Roll no (16 -30)

Cut 6 squares of side 10cm each from a thick sheet of paper. Make number cards as suggested here. Use all 4 numbers on the card (use each number once). For each card use combination of two or more operations (addition, subtraction, division, multiplication) and make 24. Show the working at the back of each card.



- iii) Roll no 31 onwards

Take a thick sheet of paper and make a cube as directed below. Decorate it creatively.



## Social Studies

Note- Do the holiday homework in the separate notebook

- 1) Collect information from newspapers and magazines and prepare a collage on global warming.
- 2) Find out the name of the largest and the smallest country in the world.
- 3) Find the names of two continents that lie in the Eastern Hemisphere.
- 4) Write the names of all the continents and oceans on a blank world map.
- 5) Read the weather section of the newspaper daily and record the temperature each day for one month. Observe the readings and answer the following questions.
  - i) Which was the hottest day?
  - ii) Which was the coldest day?
  - iii) How many days in the month had moderate temperatures?
- 6) Prepare a poster on the theme Say No to Plastic. (Roll No. 1-15)
- 7) Prepare a poster with slogans Anti pollution campaigns. (Roll No 15 onwards)
- 8) List the number of female Presidents, Prime Ministers of India



## General Science

1. Thoroughly revise the lesson done in class
2. List the vaccines that you have taken for different diseases from birth to 10 years.



Refer Pg. 30 of your text book. (Do it on A4 ruled sheet.)

3. Used plastic bags accumulate in the environment and pollute land and water. The best thing to do therefore is to stop using plastic bags.

Design your own cloth or paper bag.

Refer Pg. 147 of your text book.

## General Knowledge

Complete Page nos. 3- 14 in your GK book and prepare for PWT-1 according to the syllabus.

## Art n Craft

1) Do beautiful colouring in the Doodle Art on Page No-48 in the Shades book with colourful sketch pens or Brush pens. Decorate it with Stone Stickers and Frame your sheet with another colour pastel sheet after tearing it from The Shades book.

2) Design Quilling Art Craft on A-3 size sheet and frame your sheet with another color pastel sheet.

**\*For Quilling Craft use quilling strips and decorate your work according to your innovative ideas.**



## Computer Science

Learn Lesson 1 and 2 for PWT- I exam to be held on 7 July, 2023.